

通用型硬质合金锯片
梯平齿通用铝材锯片

T.C.T. Circular Saw Blades for non-ferrous metal




MACHINE TYPE: Suitable for Portable Hand-Held Circular Saw, Cordless Trim Saw, Stationary Table Saw Miter Saw, Slide Miter Saw
WORKINGPIECE: It is designed for cutting aluminum blade/stick with thickness less than 1/3 diameter of saw blade and plastic steels.

SIZE (Diameter x Arbor x Thickness)	SIZE (Diameter x Arbor x Thickness)	MAX RPM	Kerf (Slot Width)	Quantity of Segment	STD PACK	PART #
4" x 20 x 1.2 mm	105 x 20 x 1.2 mm	15,000	1.80	40	10	28872
5" x 20 x 1.2 mm	125 x 20 x 1.2 mm	12,000	1.80	40	10	28885
6" x 20/25 x 1.3 mm	150 x 20/25 x 1.3 mm	10,100	2.00	60	10	28898
7" x 20/25 x 1.3 mm	180 x 20/25 x 1.3 mm	8,750	2.20	60	10	28901
7" x 20/25 x 1.3 mm	180 x 20/25 x 1.3 mm	8,750	2.20	80	10	28914
8" x 20/25 x 1.5 mm	200 x 20/25 x 1.5 mm	7,650	2.20	80	10	28927
8" x 20/25 x 1.5 mm	200 x 20/25 x 1.5 mm	7,650	2.20	100	10	28930
9" x 20/25 x 1.6 mm	200 x 20/25 x 1.6 mm	6,600	2.30	80	10	28943
9" x 20/25 x 1.6 mm	200 x 20/25 x 1.6 mm	6,600	2.30	100	10	28956
10" x 20/25 x 2.0 mm	250 x 20/25 x 2.0 mm	6,100	3.00	80	10	28969
10" x 20/25 x 2.0 mm	250 x 20/25 x 2.0 mm	6,100	3.00	100	10	28972
10" x 20/25 x 2.0 mm	250 x 20/25 x 2.0 mm	6,100	3.00	120	10	28985
12" x 25/30 x 2.0 mm	300 x 25/30 x 2.0 mm	5,100	3.00	80	10	28998
12" x 25/30 x 2.0 mm	300 x 25/30 x 2.0 mm	5,100	3.00	100	10	29001
12" x 25/30 x 2.0 mm	300 x 25/30 x 2.0 mm	5,100	3.00	120	10	29014
14" x 25/30 x 2.2 mm	350 x 25/30 x 2.2 mm	4,400	3.20	100	10	29027
14" x 25/30 x 2.2 mm	350 x 25/30 x 2.2 mm	4,400	3.20	120	10	29030
16" x 25/30 x 2.5 mm	400 x 25/30 x 2.5 mm	3,900	3.50	100	10	29043
16" x 25/30 x 2.5 mm	400 x 25/30 x 2.5 mm	3,900	3.50	120	10	29056
18" x 25/30 x 3.0 mm	450 x 25/30 x 3.0 mm	3,400	3.50	100	10	29069
18" x 25/30 x 3.0 mm	450 x 25/30 x 3.0 mm	3,400	3.50	120	10	29072
20" x 25/30 x 3.0 mm	500 x 25/30 x 3.0 mm	3,100	3.80	100	10	29085
20" x 25/30 x 3.0 mm	500 x 25/30 x 3.0 mm	3,100	3.80	120	10	29098

通用型硬质合金锯片
左右齿通用木工锯片

T.C.T. Circular Saw Blades for the wood-working




MACHINE TYPE: Suitable for Portable Hand-Held Circular Saw, Cordless Trim Saw, Stationary Table Saw Miter Saw, Slide Miter Saw
WORKINGPIECE: It is designed for cutting dry hard and soft wood and also can be suitable to cutting shaving board wood, fiber board.

SIZE (Diameter x Arbor x Thickness)	SIZE (Diameter x Arbor x Thickness)	MAX RPM	Kerf (Slot Width)	Quantity of Segment	STD PACK	PART #
4" x 20 x 1.2 mm	105 x 20 x 1.2 mm	15,000	1.80	24	10	29101
4" x 20 x 1.2 mm	105 x 20 x 1.2 mm	15,000	1.80	30	10	29114
4" x 20 x 1.2 mm	105 x 20 x 1.2 mm	15,000	1.80	40	10	29127
5" x 20 x 1.2 mm	125 x 20 x 1.2 mm	12,000	1.80	24	10	29230
5" x 20 x 1.2 mm	125 x 20 x 1.2 mm	12,000	1.80	30	10	29243
5" x 20 x 1.2 mm	125 x 20 x 1.2 mm	12,000	1.80	40	10	29256
6" x 20/25 x 1.3 mm	150 x 20/25 x 1.3 mm	10,100	2.00	24	10	29269
6" x 20/25 x 1.3 mm	150 x 20/25 x 1.3 mm	10,100	2.00	40	10	29272
6" x 20/25 x 1.3 mm	150 x 20/25 x 1.3 mm	10,100	2.00	60	10	29285
7" x 20/25 x 1.3 mm	180 x 20/25 x 1.3 mm	8,750	2.20	24	10	29298
7" x 20/25 x 1.3 mm	180 x 20/25 x 1.3 mm	8,750	2.20	40	10	29301
7" x 20/25 x 1.3 mm	180 x 20/25 x 1.3 mm	8,750	2.20	60	10	29314
8" x 20/25 x 1.5 mm	200 x 20/25 x 1.5 mm	7,650	2.20	24	10	29327
8" x 20/25 x 1.5 mm	200 x 20/25 x 1.5 mm	7,650	2.20	40	10	29330
8" x 20/25 x 1.5 mm	200 x 20/25 x 1.5 mm	7,650	2.20	60	10	29343
8" x 20/25 x 1.5 mm	200 x 20/25 x 1.5 mm	7,650	2.20	80	10	29356
8" x 20/25 x 1.5 mm	200 x 20/25 x 1.5 mm	7,650	2.20	100	10	29369
9" x 20/25 x 1.6 mm	230 x 20/25 x 1.6 mm	6,600	2.30	40	10	29372
9" x 20/25 x 1.6 mm	230 x 20/25 x 1.6 mm	6,600	2.30	60	10	29385
9" x 20/25 x 1.6 mm	230 x 20/25 x 1.6 mm	6,600	2.30	80	10	29398
9" x 20/25 x 1.6 mm	230 x 20/25 x 1.6 mm	6,600	2.30	100	10	29401
10" x 20/25 x 2.0 mm	250 x 20/25 x 2.0 mm	6,100	3.00	40	10	29414
10" x 20/25 x 2.0 mm	250 x 20/25 x 2.0 mm	6,100	3.00	60	10	29427
10" x 20/25 x 2.0 mm	250 x 20/25 x 2.0 mm	6,100	3.00	80	10	29430
10" x 20/25 x 2.0 mm	250 x 20/25 x 2.0 mm	6,100	3.00	100	10	29443
10" x 20/25 x 2.0 mm	250 x 20/25 x 2.0 mm	6,100	3.00	120	10	29456
12" x 25/30 x 2.0 mm	300 x 25/30 x 2.0 mm	5,100	3.00	40	10	29469
12" x 25/30 x 2.0 mm	300 x 25/30 x 2.0 mm	5,100	3.00	60	10	29472
12" x 25/30 x 2.0 mm	300 x 25/30 x 2.0 mm	5,100	3.00	80	10	29485
12" x 25/30 x 2.0 mm	300 x 25/30 x 2.0 mm	5,100	3.00	100	10	29498
12" x 25/30 x 2.0 mm	300 x 25/30 x 2.0 mm	5,100	3.00	120	10	29501
14" x 25/30 x 2.2 mm	350 x 25/30 x 2.2 mm	4,400	3.20	40	10	29514
14" x 25/30 x 2.2 mm	350 x 25/30 x 2.2 mm	4,400	3.20	60	10	29527
14" x 25/30 x 2.2 mm	350 x 25/30 x 2.2 mm	4,400	3.20	80	10	29530
14" x 25/30 x 2.2 mm	350 x 25/30 x 2.2 mm	4,400	3.20	100	10	29543
14" x 25/30 x 2.2 mm	350 x 25/30 x 2.2 mm	4,400	3.20	120	10	29556
16" x 25/30 x 2.5 mm	400 x 25/30 x 2.5 mm	3,900	3.50	40	10	29569
16" x 25/30 x 2.5 mm	400 x 25/30 x 2.5 mm	3,900	3.50	60	10	29672
16" x 25/30 x 2.5 mm	400 x 25/30 x 2.5 mm	3,900	3.50	80	10	29685
16" x 25/30 x 2.5 mm	400 x 25/30 x 2.5 mm	3,900	3.50	100	10	29698
16" x 25/30 x 2.5 mm	400 x 25/30 x 2.5 mm	3,900	3.50	120	10	29701
18" x 25/30 x 3.0 mm	450 x 25/30 x 3.0 mm	3,400	3.50	40	10	29714
18" x 25/30 x 3.0 mm	450 x 25/30 x 3.0 mm	3,400	3.50	60	10	29727
18" x 25/30 x 3.0 mm	450 x 25/30 x 3.0 mm	3,400	3.50	80	10	29730
18" x 25/30 x 3.0 mm	450 x 25/30 x 3.0 mm	3,400	3.50	100	10	29743
18" x 25/30 x 3.0 mm	450 x 25/30 x 3.0 mm	3,400	3.50	120	10	29756
20" x 25/30 x 3.0 mm	500 x 25/30 x 3.0 mm	3,100	3.80	40	10	29769
20" x 25/30 x 3.0 mm	500 x 25/30 x 3.0 mm	3,100	3.80	60	10	29772
20" x 25/30 x 3.0 mm	500 x 25/30 x 3.0 mm	3,100	3.80	80	10	29785
20" x 25/30 x 3.0 mm	500 x 25/30 x 3.0 mm	3,100	3.80	100	10	29798
20" x 25/30 x 3.0 mm	500 x 25/30 x 3.0 mm	3,100	3.80	120	10	29801

通用型硬质合金锯片
中间左右齿超薄锯片

T.C.T. Super Thin Saw Blades for Wood-Working




MACHINE TYPE: Suitable for Portable Hand-Held Circular Saw, Cordless Trim Saw, Stationary Table Saw Miter Saw, Slide Miter Saw
WORKINGPIECE: It is designed for cutting dry hard and soft wood and also can be suitable to cutting shaving board wood, fiber board.

SIZE (Diameter x Arbor x Thickness)	SIZE (Diameter x Arbor x Thickness)	MAX RPM	Kerf (Slot Width)	Quantity of Segment	STD PACK	PART #
4" x 20 x 0.9-1.1 mm	105 x 20 x 0.9-1.1 mm	15,000	1.0-1.4	30	10	29814
4" x 20 x 0.9-1.1 mm	105 x 20 x 0.9-1.1 mm	15,000	1.0-1.4	40	10	29827
5" x 20 x 0.9-1.1 mm	125 x 20 x 0.9-1.1 mm	12,000	1.0-1.4	30	10	29830
5" x 20 x 0.9-1.1 mm	125 x 20 x 0.9-1.1 mm	12,000	1.0-1.4	40	10	29843
6" x 20/25 x 0.9-1.1 mm	150 x 20/25 x 0.9-1.1 mm	10,100	1.0-1.4	40	10	29856
6" x 20/25 x 0.9-1.1 mm	150 x 20/25 x 0.9-1.1 mm	10,100	1.0-1.4	50	10	29869
6" x 20/25 x 0.9-1.1 mm	150 x 20/25 x 0.9-1.1 mm	10,100	1.0-1.4	60	10	29872
7" x 20/25 x 0.9-1.2 mm	180 x 20/25 x 0.9-1.2 mm	8,750	1.0-1.6	40	10	29885
7" x 20/25 x 0.9-1.2 mm	180 x 20/25 x 0.9-1.2 mm	8,750	1.0-1.6	50	10	29898
7" x 20/25 x 0.9-1.2 mm	180 x 20/25 x 0.9-1.2 mm	8,750	1.0-1.6	60	10	29901
8" x 20/25 x 0.9-1.2 mm	200 x 20/25 x 0.9-1.2 mm	7,650	1.2-1.6	40	10	29914
8" x 20/25 x 0.9-1.2 mm	200 x 20/25 x 0.9-1.2 mm	7,650	1.2-1.6	60	10	29927
8" x 20/25 x 0.9-1.2 mm	200 x 20/25 x 0.9-1.2 mm	7,650	1.2-1.6	80	10	29930
9" x 20/25 x 1.0-1.3 mm	230 x 20/25 x 1.0-1.3 mm	6,600	1.4-1.8	40	10	29943
9" x 20/25 x 1.0-1.3 mm	230 x 20/25 x 1.0-1.3 mm	6,600	1.4-1.8	60	10	29956
9" x 20/25 x 1.0-1.3 mm	230 x 20/25 x 1.0-1.3 mm	6,600	1.4-1.8	80	10	29969
9" x 20/25 x 1.0-1.3 mm	230 x 20/25 x 1.0-1.3 mm	6,600	1.4-1.8	100	10	29972
10" x 20/25 x 1.2-1.5 mm	250 x 20/25 x 1.2-1.5 mm	6,100	1.6-2.0	60	10	29985
10" x 20/25 x 1.2-1.5 mm	250 x 20/25 x 1.2-1.5 mm	6,100	1.6-2.0	80	10	29998
10" x 20/25 x 1.2-1.5 mm	250 x 20/25 x 1.2-1.5 mm	6,100	1.6-2.0	100	10	30101
10" x 20/25 x 1.2-1.5 mm	250 x 20/25 x 1.2-1.5 mm	6,100	1.6-2.0	120	10	30114
12" x 20/25 x 1.3-1.7 mm	300 x 20/25 x 1.3-1.7 mm	5,100	1.8-2.2	60	10	30127
12" x 20/25 x 1.3-1.7 mm	300 x 20/25 x 1.3-1.7 mm	5,100	1.8-2.2	80	10	30130
12" x 20/25 x 1.3-1.7 mm	300 x 20/25 x 1.3-1.7 mm	5,100	1.8-2.2	100	10	30143
12" x 20/25 x 1.3-1.7 mm	300 x 20/25 x 1.3-1.7 mm	5,100	1.8-2.2	120	10	30156
14" x 20/25 x 1.3-1.7 mm	350 x 20/25 x 1.3-1.7 mm	4,400	1.8-2.4	60	10	30169
14" x 20/25 x 1.3-1.7 mm	350 x 20/25 x 1.3-1.7 mm	4,400	1.8-2.4	80	10	30172
14" x 20/25 x 1.3-1.7 mm	350 x 20/25 x 1.3-1.7 mm	4,400	1.8-2.4	100	10	30185
14" x 20/25 x 1.3-1.7 mm	350 x 20/25 x 1.3-1.7 mm	4,400	1.8-2.4	120	10	30198
16" x 20/25 x 1.7-2.0 mm	400 x 20/25 x 1.7-2.0 mm	3,900	2.0-2.6	60	10	30201
16" x 20/25 x 1.7-2.0 mm	400 x 20/25 x 1.7-2.0 mm	3,900	2.0-2.6	80	10	30214
16" x 20/25 x 1.7-2.0 mm	400 x 20/25 x 1.7-2.0 mm	3,900	2.0-2.6	100	10	30227
16" x 20/25 x 1.7-2.0 mm	400 x 20/25 x 1.7-2.0 mm	3,900	2.0-2.6	120	10	30230

通用型硬质合金锯片
梯平齿型切金属锯片

T.C.T. Circular Saw Blades for cutting ferrous metals



MACHINE TYPE: Suitable for Portable Hand-Held Circular Saw, Cordless Trim Saw, Stationary Table Saw Miter Saw, Slide Miter Saw
WORKINGPIECE: It is designed for cutting ferrous metals which is with thickness less than 5 mm.

SIZE (Diameter x Arbor x Thickness)	SIZE (Diameter x Arbor x Thickness)	MAX RPM	Kerf (Slot Width)	Quantity of Segment	STD PACK	PART #
4-1/2" x 16/20 x 1.7 mm	105 x 16/20 x 1.7 mm	15,000	2.20	24	10	30243
7" x 16/20 x 1.7 mm	180 x 16/20 x 1.7 mm	8,750	2.20	36	10	30256
8" x 16/20 x 1.7 mm	200 x 16/20 x 1.7 mm	7,650	2.20	40	10	30269
9" x 20/25 x 1.7 mm	230 x 20/25 x 1.7 mm	6,600	2.20	48	10	30272
10" x 20/25 x 1.7 mm	250 x 20/25 x 1.7 mm	6,100	2.20	50	10	30285
12" x 20/25 x 1.8 mm	300 x 20/25 x 1.8 mm	5,100	2.20	60	10	30298
14" x 25 x 1.8 mm	350 x 25 x 1.8 mm	4,400	2.20	72	10	30301

通用型硬质合金锯片
交叉齿割草专用锯片

T.C.T. Circular Saw Blades for cutting the grass



MACHINE TYPE: Suitable for Portable Hand-Held Circular Saw, Cordless Trim Saw, Stationary Table Saw Miter Saw, Slide Miter Saw
WORKINGPIECE: It is designed for cutting pruning weed, branch, etc.

SIZE (Diameter x Arbor x Thickness)	SIZE (Diameter x Arbor x Thickness)	MAX RPM	Kerf (Slot Width)	Quantity of Segment	STD PACK	PART #
9" x 32 x 1.3 mm	230 x 32 x 1.3 mm	6,600	2.23	36	10	30314
9" x 32 x 1.3 mm	230 x 32 x 1.3 mm	6,600	2.23	40	10	30327
10" x 32 x 1.3 mm	250 x 32 x 1.3 mm	6,100	2.20	36	10	30330
10" x 32 x 1.3 mm	250 x 32 x 1.3 mm	6,100	2.20	40	10	30343